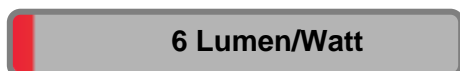


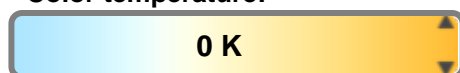
#### Light efficiency:



#### Light quality:



#### Color temperature:



**Output:** 1067 lm

**Peak:** 4446 cd

**Power:** 176.4 W

**PF:** 1.0



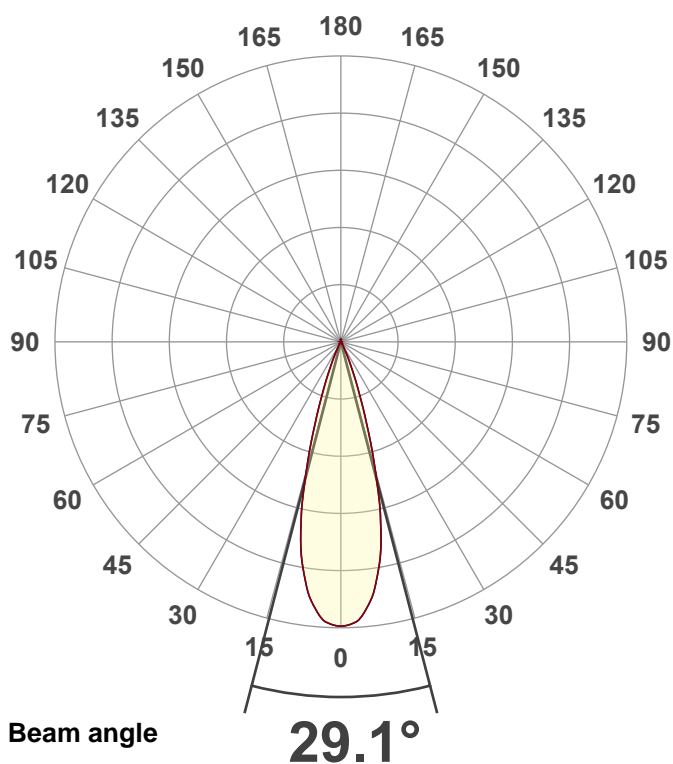
**Product name:**

**Vizi Pix Z19 ( Zoom Wide,Red)**

**Item number:**

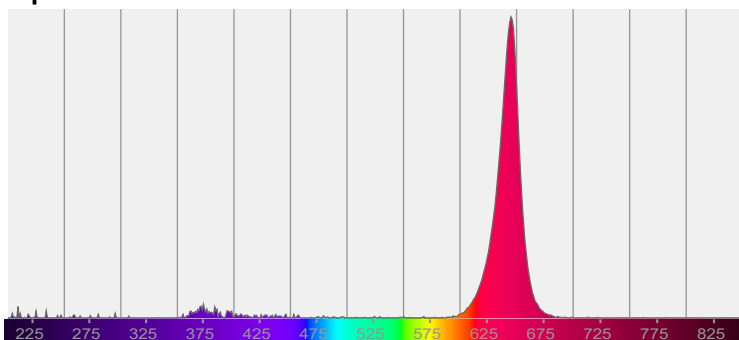
**Date and time:**

**4/30/2026 3:03:12 PM**

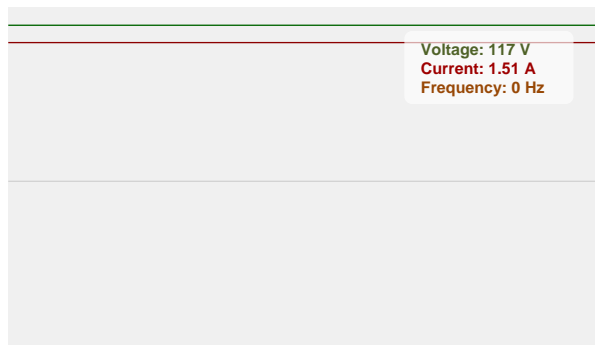


CIE 1931  
x: 0.705  
y: 0.282

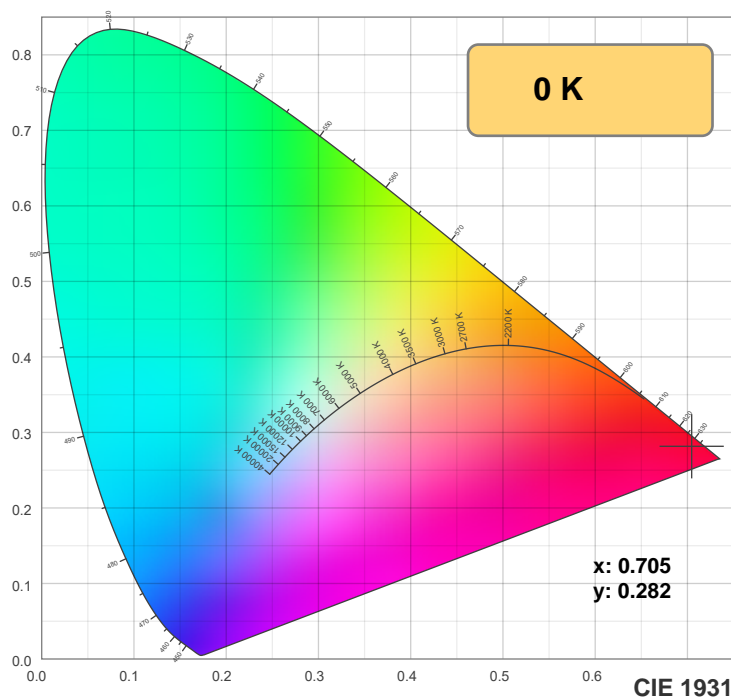
#### Spectra



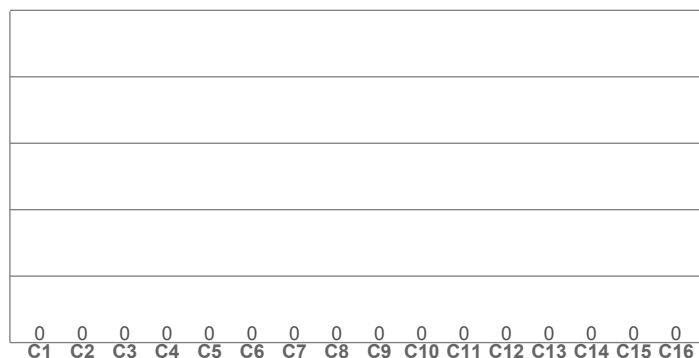
#### Power



## Color details



TM-30: 0.0



CRI R values, only R1-R8 are used to calculate final CRI value

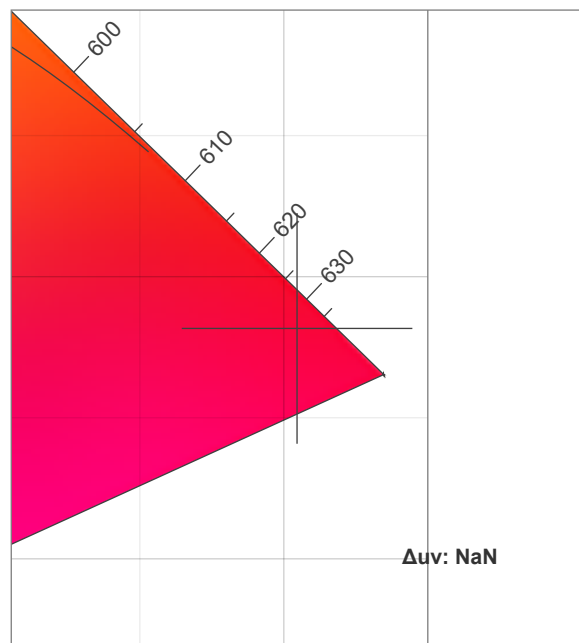
R1	R2	R3	R4	R5	R6	R7	R8	R9	R10	R11	R12	R13	R14	R15
0.0	0.0	0.0	0.0	0.0	0.0	0.0	0.0	0.0	0.0	0.0	0.0	0.0	0.0	0.0

TM30 C values, 16 binned values out of total of 99 C values

C1	C2	C3	C4	C5	C6	C7	C8	C9	C10	C11	C12	C13	C14	C15	C16
0.0	0.0	0.0	0.0	0.0	0.0	0.0	0.0	0.0	0.0	0.0	0.0	0.0	0.0	0.0	0.0

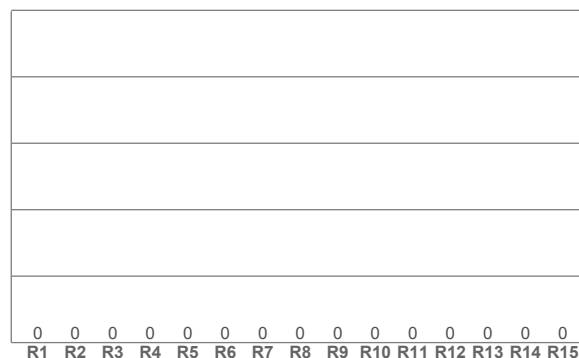
CQS Q values

Q1	Q2	Q3	Q4	Q5	Q6	Q7	Q8	Q9	Q10	Q11	Q12	Q13	Q14	Q15
0.0	0.0	0.0	0.0	0.0	0.0	0.0	0.0	0.0	0.0	0.0	0.0	0.0	0.0	0.0

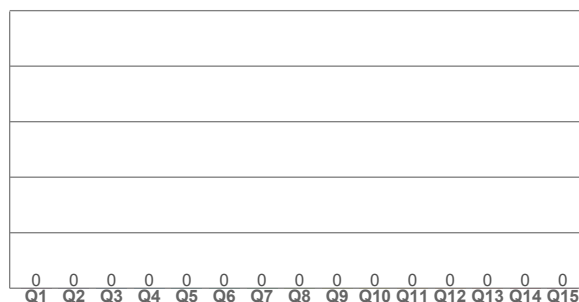


CIE 1931 ZOOM

CRI: 0.0 (R1-R8)



CQS: 0.0



### Color parameters

Color temperature	Color rendering index	Red component	Color fidelity	Color gamut	Color quality scale	Color coordinate cie 1931	Color coordinate cie 1931	Color coordinate	Color coordinate	Color deviation from black body
CCT	CRI	CRI R9	TM30 Rf	TM30 Rg	CQS	x	y	u	v	$\Delta uv$
0 K	0.0	0.0	0.0	0.0	0.0	0.705	0.282	0.567	0.340	NaN

# TM-30 details


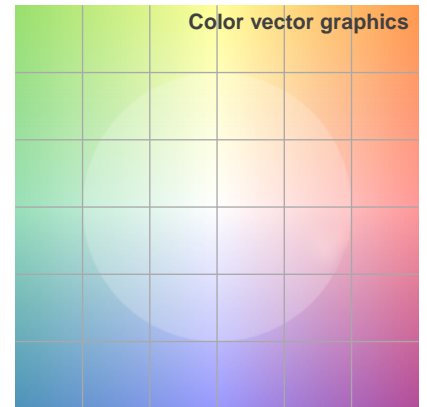
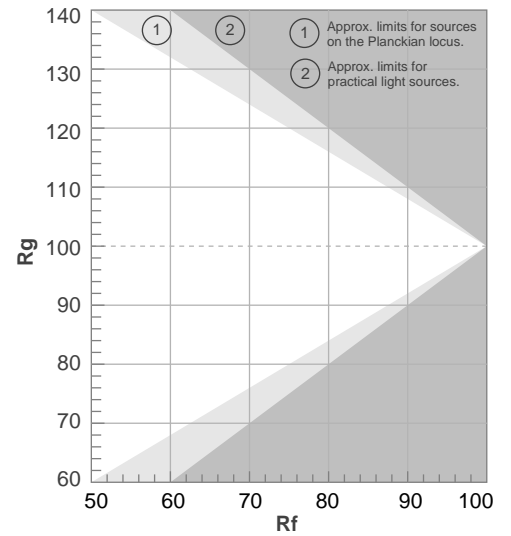
**Rf 0.0**

Fidelity index Rf

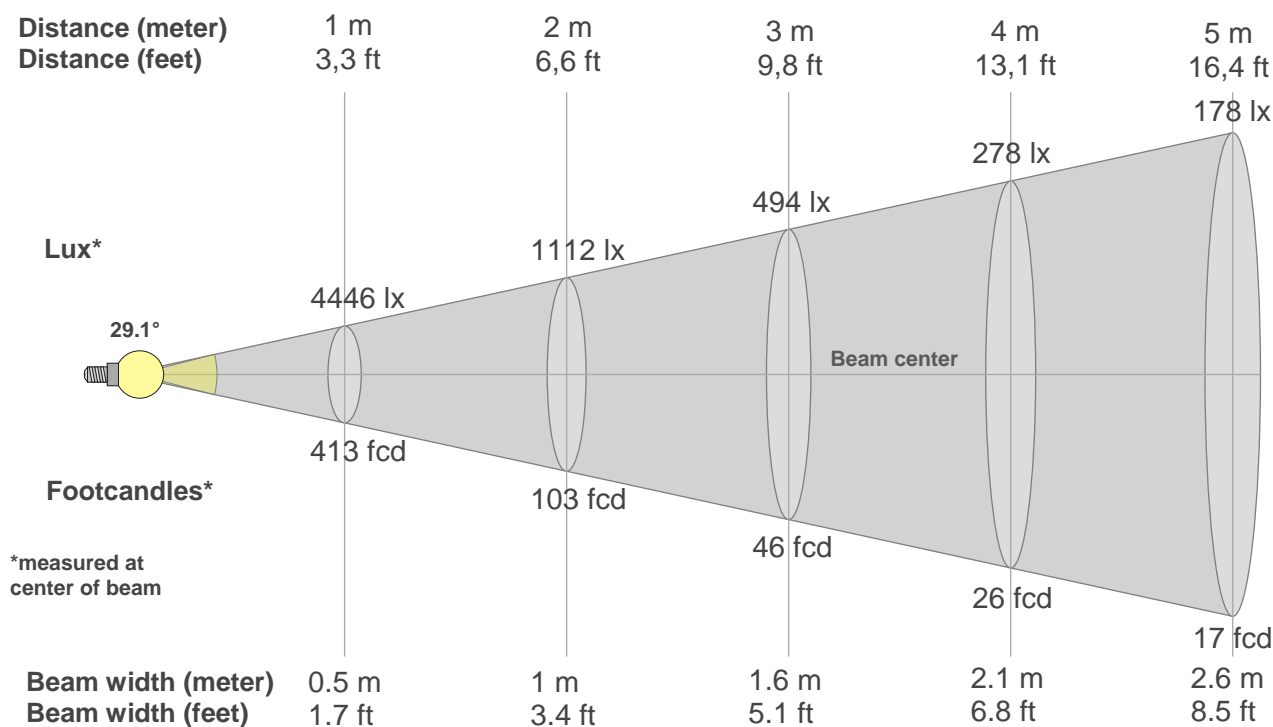
**Rg 0.0**

Gamut index Rg

Hue Bin	R <sub>i</sub>	Shifts (%)	
		Chroma	Hue
1	0	0%	0%
2	0	0%	0%
3	0	0%	0%
4	0	0%	0%
5	0	0%	0%
6	0	0%	0%
7	0	0%	0%
8	0	0%	0%
9	0	0%	0%
10	0	0%	0%
11	0	0%	0%
12	0	0%	0%
13	0	0%	0%
14	0	0%	0%
15	0	0%	0%
16	0	0%	0%



## Beam details



### Beam intensities from 1-20m

1m	2m	3m	4m	5m	6m	7m	8m	9m	10m	11m	12m	13m	14m	15m	16m	17m	18m	19m	20m
3.3ft	6.6ft	9.8ft	13.1ft	16.4ft	19.7ft	23ft	26.2ft	29.5ft	32.8ft	36.1ft	39.4ft	42.7ft	45.9ft	49.2ft	52.5ft	55.8ft	59.1ft	62.3ft	65.6ft
4446lx	1112lx	494lx	278lx	178lx	124lx	91lx	69lx	55lx	44lx	37lx	31lx	26lx	23lx	20lx	17lx	15lx	14lx	12lx	11lx
413.1fc	103.3fc	45.9fcd	25.8fcd	16.5fcd	11.5fcd	8.4fcd	6.5fcd	5.1fcd	4.1fcd	3.4fcd	2.9fcd	2.4fcd	2.1fcd	1.8fcd	1.6fcd	1.4fcd	1.3fcd	1.1fcd	1fcd

### Intensities in 0° c-plane

0°	2°	4°	6°	8°	10°	12°	14°	16°	18°	20°	22°	24°	26°	28°	30°	32°	34°	36°	38°
4446	4420	4331	4135	3858	3492	3011	2413	1784	1220	794	489	293	164	98	48	33	9	0	0
100%	99%	97%	93%	87%	79%	68%	54%	40%	27%	18%	11%	7%	4%	2%	1%	1%	0%	0%	0%

### Intensities in 90° c-plane

0°	2°	4°	6°	8°	10°	12°	14°	16°	18°	20°	22°	24°	26°	28°	30°	32°	34°	36°	38°
4446	4420	4331	4135	3858	3492	3011	2413	1784	1220	794	489	293	164	98	48	33	9	0	0
100%	99%	97%	93%	87%	79%	68%	54%	40%	27%	18%	11%	7%	4%	2%	1%	1%	0%	0%	0%

### Intensities in 180° c-plane

0°	2°	4°	6°	8°	10°	12°	14°	16°	18°	20°	22°	24°	26°	28°	30°	32°	34°	36°	38°
4446	4420	4331	4135	3858	3492	3011	2413	1784	1220	794	489	293	164	98	48	33	9	0	0
100%	99%	97%	93%	87%	79%	68%	54%	40%	27%	18%	11%	7%	4%	2%	1%	1%	0%	0%	0%

### Intensities in 270° c-plane

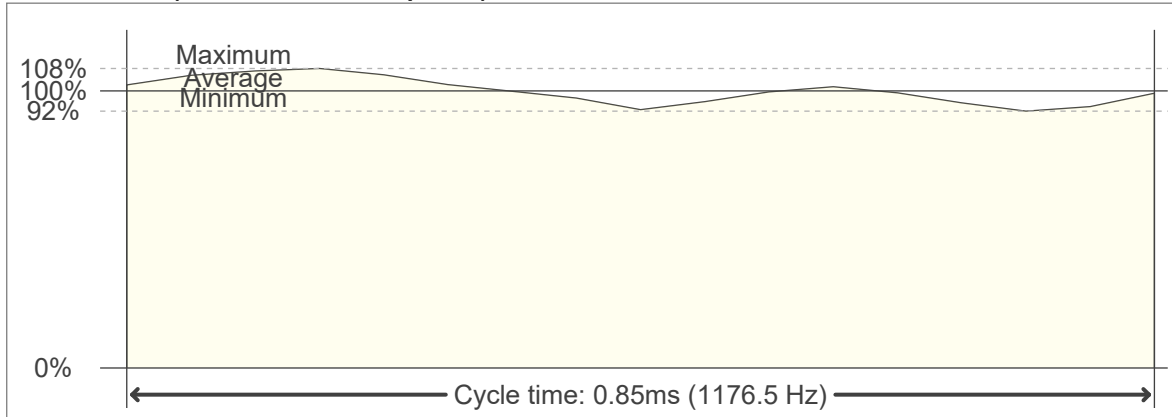
0°	2°	4°	6°	8°	10°	12°	14°	16°	18°	20°	22°	24°	26°	28°	30°	32°	34°	36°	38°
4446	4420	4331	4135	3858	3492	3011	2413	1784	1220	794	489	293	164	98	48	33	9	0	0
100%	99%	97%	93%	87%	79%	68%	54%	40%	27%	18%	11%	7%	4%	2%	1%	1%	0%	0%	0%

Beam angle 50%	Field angle 10%	Cutoff angle 2,5%	Intensity ratio in 120° cone	Intensity ratio in 90° cone
29.1°	44.6°	55°	99.9%	99.9%

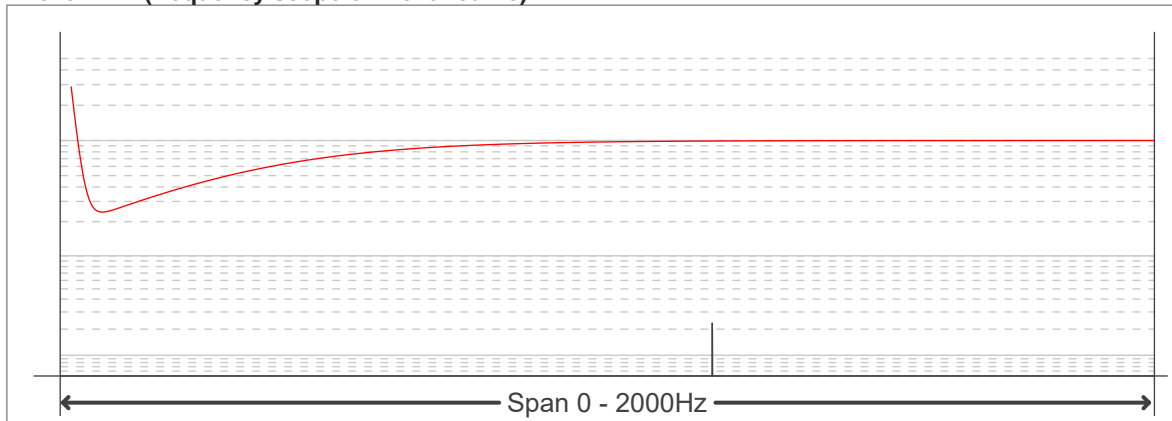
**Flicker curve (complete sampled flicker signal)**



**Flicker frame (frame of one flicker period)**



**Flicker FFT (frequency scope of flicker curve)**



**Flicker results:**

Flicker frequency:		1176.47 Hz	
Flicker index:	0.02	JA8/10 40Hz	0.13 %
Flicker percentage:	9.94 %	JA8/10 90Hz	0.29 %
SVM: (Visual flicker)	0.05	JA8/10 200Hz	0.64 %
PstLM	0	JA8/10 400Hz	1.24 %
Mp	0.04	JA8/10 1000Hz	2.94 %

**Flicker conditions:**

Sample rate:	20000 samples/second
--------------	----------------------